



# keonn

Modular RFID  
Components

## AdvanGPIO-200™

Connection board for connecting  
external devices to Keonn readers





### Benefits:

- Fast and easy connection
- Allows to control light/sounder devices with Keonn's readers
- Allows to connect industrial devices to Keonn's readers
- Compatible with most stack lights
- Wide input voltage range

### Product overview

AdvanGPIO-200 is a **connection board** that facilitates connecting **external devices** to Keonn RFID readers.

Such devices can be light/sounder devices such as tower LEDs and buzzers, and many industrial systems.

The connection is done through the GPIO (General Purpose Input Output) of AdvanReader-70 and AdvanReader-160.

AdvanGPIO-200 allows to connect any device that works from 12 V to 24 V and that has a maximum consumption of 750 mA.

### Technical data

Data input connectors	<ul style="list-style-type: none"> <li>• RJ45 connector</li> <li>• 4 x GPI lines</li> <li>• To be connected only to AdvanReader or AdvanReader systems ADMX connectors.</li> <li>• See Table 1 for connector pin-out.</li> </ul>
Data output connectors	<ul style="list-style-type: none"> <li>• RJ45 connector</li> <li>• 4 x GPO lines to drive 4 sounders / lights</li> <li>• Output current for GPO line is limited to 500 mA</li> <li>• Output current is limited to 750 mA overall</li> <li>• To be used to drive Alarm Boxes / Signaling Tower systems</li> <li>• See Table 2 for connector pin-out.</li> </ul>
Power supply	24 V in connector: sealed power jack for 9 - 24 V in. <ul style="list-style-type: none"> <li>• Compatible with SWITCHCRAFT L712RA jack connector.</li> <li>• Maximum rating is 30 V.</li> </ul>
Current consumption	< 31 mA Internal consumption without adding the Alarm Box consumption
LED indicators	4 x SMD LED indicators for the status (high/low) of the input lines.
Power on indicator	White SMD LED
Weight	65 g (2.3 oz)
Outline dimensions	73 mm x 73 mm x 24 mm (2.89 in x 2.89 in x 0.95 in)
Operating temperature	-40 °C to 55 °C (-40 °F to 131 °F)
Storage temperature	-40 °C to 55 °C (-40 °F to 131 °F)
EU Directives	RoHS compliant (2002/95/EC), EMC (2004/108/EC)

## IN connector pin-out



Pin	Name	Value
1	GPO-0	Bit #0 from RFID reader output
2	GPO-1	Bit #1 from RFID reader output
3	GPO-2	Bit #2 from RFID reader output
4	VCC-1	Reader Vcc (+5 V)
5	VCC-2	Reader Vcc (+5 V)
6	GPO-3	Bit #3 from RFID reader output
7	GND-1	GND
8	GND-2	GND

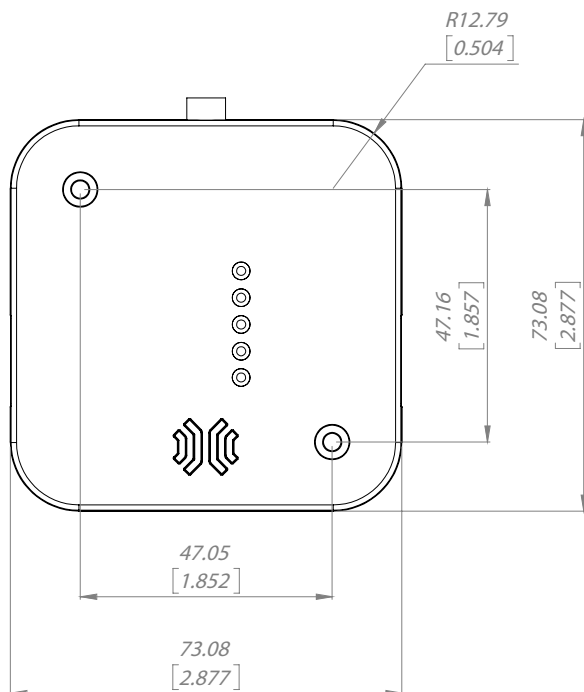
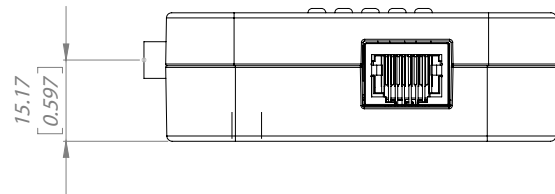
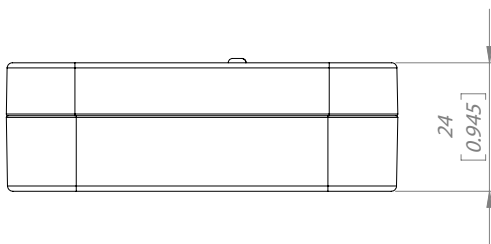
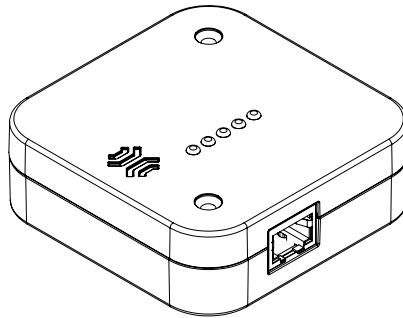
Table 1

## OUT connector pin-out

Pin	Name	Value
1	Vcc-1	Vin
2	Vcc-2	Vin
3	GPO-1	0 – Vin (depending on the value of Bit #1)
4	GPO-2	0 – Vin (depending on the value of Bit #2)
5	GPO-0	0 – Vin (depending on the value of Bit #0)
6	GND-1	GND
7	GPO-3	0 – Vin (depending on the value of Bit #3)
8	GND-2	GND

Table 2

### Mechanical specifications



Units in millimeters and [inches]

### Product codes for ordering

ADGP	-	e	-	mmm	
					<b>Enclosure</b>
		e			With enclosure
					<b>Model</b>
				200	Model number

Examples:

#### ADGP-e-200:

- AdvanGPIO
- With enclosure
- Model **200**



Copyright © Keonn Technologies S.L.  
All rights reserved.

Information in this publication  
supersedes all earlier versions.  
Specifications subject to change  
without notice.

